

2015

Woodbridge
Housing Authority

Housing Authority Budget


www.woodbridgehousingauthority.org
(Authority Web Address)

Department Of



Community
Affairs

Division of Local Government Services



2015 HOUSING AUTHORITY BUDGET

Certification Section

2015

Woodbridge Housing Authority
(Name)

HOUSING AUTHORITY BUDGET


FISCAL YEAR: FROM October 1, 2015 TO September 30, 2016

For Division Use Only

CERTIFICATION OF APPROVED BUDGET

It is hereby certified that the approved Budget made a part hereof complies with the requirements of law and the rules and regulations of the Local Finance Board, and approval is given pursuant to N.J.S.A. 40A:5A-11.

*State of New Jersey
Department of Community Affairs
Director of the Division of Local Government Services*

By:  Date: 12/15/15

CERTIFICATION OF ADOPTED BUDGET

It is hereby certified that the adopted Budget made a part hereof has been compared with the approved Budget previously certified by the Division, and any amendments made thereto. This adopted Budget is certified with respect to such amendments and comparisons only.

*State of New Jersey
Department of Community Affairs
Director of the Division of Local Government Services*

By: _____ Date: _____

2015 PREPARER'S CERTIFICATION


Woodbridge Housing Authority
(Name)

HOUSING AUTHORITY BUDGET

FISCAL YEAR: FROM: 10/1/2015 TO: 9/30/2016

It is hereby certified that the Housing Authority Budget, including both the Annual Budget and the Capital Budget/Program annexed hereto, represents the members of the governing body's resolve with respect to statute in that: all estimates of revenue are reasonable, accurate and correctly stated; all items of appropriation are properly set forth; and in itemization, form and content, the budget will permit the exercise of the comptroller function within the Housing Authority.

It is further certified that all proposed budgeted amounts and totals are correct. Also, I hereby provide reasonable assurance that all assertions contained herein are accurate and all required schedules are completed and attached.

Preparer's Signature:			
Name:	William Katchen, CPA		
Title:	Fee Accountant		
Address:	Suite 303, 596 Anderson Avenue, Cliffside Park, NJ 07010		
Phone Number:	201-943-4449	Fax Number:	201-943-5099
E-mail address	bill@katchencpa.com		

2015 APPROVAL CERTIFICATION

Woodbridge Housing Authority
(Name)

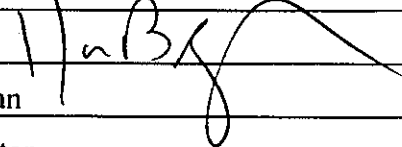
HOUSING AUTHORITY BUDGET

FISCAL YEAR: FROM:
10/1/2015

TO:
9/30/2016

It is hereby certified that the Housing Authority Budget, including all schedules appended hereto, are a true copy of the Annual Budget and Capital Budget/Program approved by resolution by the governing body of the Woodbridge Housing Authority, at an open public meeting held pursuant to N.J.A.C. 5:31-2.3, on the 25 day of June , 2015.

It is further certified that the recorded vote appearing in the resolution represents not less than a majority of the full membership of the governing body thereof.

Officer's Signature:			
Name:	Donna Brightman		
Title:	Executive Director		
Address:	20 Bunns Lane, Woodbridge, NJ 07095		
Phone Number:	732-634-2750	Fax Number:	732-634-8421
E-mail address	donnabrightman@hotmail.com		

INTERNET WEBSITE CERTIFICATION

Authority's Web Address:	www.woodbridgehousingauthority.org
---------------------------------	--

All authorities shall maintain either an Internet website or a webpage on the municipality's or county's Internet website. The purpose of the website or webpage shall be to provide increased public access to the authority's operations and activities. N.J.S.A. 40A:5A-17.1 requires the following items to be included on the Authority's website at a minimum for public disclosure. Check the boxes below to certify the Authority's compliance with N.J.S.A. 40A:5A-17.1.


- A description of the Authority's mission and responsibilities
- Commencing with 2013, the budgets for the current fiscal year and immediately preceding two prior years
- The most recent Comprehensive Annual Financial Report (Unaudited) or similar financial information
- Commencing with 2012, the complete annual audits of the most recent fiscal year and immediately two prior years
- The Authority's rules, regulations and official policy statements deemed relevant by the governing body of the authority to the interests of the residents within the authority's service area or jurisdiction
- Notice posted pursuant to the "Open Public Meetings Act" for each meeting of the Authority, setting forth the time, date, location and agenda of each meeting
- Beginning January 1, 2013, the approved minutes of each meeting of the Authority including all resolutions of the board and their committees, for at least three consecutive fiscal years
- The name, mailing address, electronic mail address and phone number of every person who exercises day-to-day supervision or management over some or all of the operations of the Authority
- A list of attorneys, advisors, consultants and any other person, firm, business, partnership, corporation or other organization which received any remuneration of \$17,500 or more during the preceding fiscal year for any service whatsoever rendered to the Authority.

It is hereby certified by the below authorized representative of the Authority that the Authority's website or webpage as identified above complies with the minimum statutory requirements of N.J.S.A. 40A:5A-17.1 as listed above. A check in each of the above boxes signifies compliance.

Name of Officer Certifying compliance

Title of Officer Certifying compliance

Signature



 Executive Director

 D. Brightman

2015 HOUSING AUTHORITY BUDGET

Narrative and Information Section

2015 HOUSING AUTHORITY BUDGET MESSAGE & ANALYSIS

Woodbridge Housing Authority AUTHORITY BUDGET

FISCAL YEAR: FROM:

TO:

10/1/2015

9/30/2016

Answer all questions below. Attach additional pages and schedules as needed.

1. Complete a brief statement on the 2015 proposed Annual Budget and make comparison to the 2014 adopted budget. Explain any variances over +/-10% for each line item. Explanations of variances should include a description of the reason for the increase/decrease in the budgeted line item, not just an indication of the amount and percent of the change. Attach any supporting documentation that will help to explain the reason for the increase/decrease in the budgeted line item. For example, if the anticipated HUD Operating Subsidy has increased 15%, provide documentation that supports the increased HUD Operating Subsidy to the Housing Authority. The budget is similar to the current budget with reduced Operating subsidy from HUD based on the anticipated funding proration. In revenue, the NJ Congregate grant revenue is expected to be consistent with the current year's actual and in appropriations based on HUD formula utilities are expected to be higher as well as higher actual insurance expenses.
2. Complete a brief statement on the impact the proposed Annual Budget will have on Anticipated Revenues, especially service charges, and on the general purpose/component unit financial statements. Explain significant increases or decreases, if any. An increase or decrease is considered significant if it is over +/-10% from the current year adopted budget.
The proposed budget will not have an impact on the anticipated revenues that are substantially based on formula.
3. Describe the state of the local/regional economy and how it may impact the proposed Annual Budget, including the planned Capital Budget/Program.
The local economy is stable and will not impact the proposed budget.
4. Describe the reasons for utilizing Unrestricted Net Position in the proposed Annual Budget, i.e. rate stabilization, debt service reduction, to balance the budget, etc. If the Authority's budget anticipates a use of Unrestricted Net Position, this question must be answered.
Unrestricted net position is being utilized due to not anticipating total eligibility of funding from HUD.
5. Is the Authority required to implement project-based budgeting and asset management under HUD rules and regulations? If yes, has the Authority's governing body adopted a project-based budget?
Yes.
6. The proposed budget must not reflect an anticipated deficit from 2015 operations. If there exists an accumulated deficit from prior years' budgets (and funding is included in the proposed budget as a result of a prior deficit) explain the funding plan to eliminate said deficit (N.J.S.A. 40A:5A-12). If the Authority has a net deficit reported in its most recent audit, it must provide a deficit reduction plan in response to this question.
There is no anticipated deficit.
7. Attach a schedule of the Authority's existing rate structure (rent, maintenance/utilities, etc.) and a schedule of the proposed rate structure for the upcoming fiscal year. Explain any proposed changes in the rate structure and attach the resolution approving the change in the rate structure, if applicable.
Revenue is substantially based on formula established by HUD.
8. Attach a copy of the Authority's most recent Annual Operating Data submission to the Municipal Securities Rulemaking Board's Electronic Municipal Marketplace Access (EMMA) under the Authority's Continuing Disclosure Agreements for any debt issuances outstanding. Examples of Annual Operating Data may include rents and collections; number of tenants; number of available housing units; etc. See Local Finance Notice 2014-9 for more information. N/A

HOUSING AUTHORITY CONTACT INFORMATION 2015

Please complete the following information regarding this Housing Authority. All information requested below must be completed.

Name of Authority:	Woodbridge Housing Authority		
Address:	20 Bunns Lane		
City, State, Zip:	Woodbridge	NJ	07095
Phone: (ext.)	732-634-2750	Fax:	732-634-8421

Preparer's Name:	William Katchen, CPA		
Preparer's Address:	Suite 303, 596 Anderson Avenue		
City, State, Zip:	Cliffside Park	NJ	07010
Phone: (ext.)	201-943-4449	Fax:	201-943-5099
E-mail:	bill@katchencpa.com		

Chief Executive Officer:	Donna Brightman		
Phone: (ext.)	732-634-2750	Fax:	732-634-8421
E-mail:	donnabrightman@hotmail.com		

Chief Financial Officer:	Kathi DiTomasso		
Phone: (ext.)	732-634-2750 x104	Fax:	732-634-8421
E-mail:	KD@WoodbridgeHousingAuthority.org		

Name of Auditor:	Anthony Giampaolo		
Name of Firm:	Hymanson, Parnes and Giampaolo		
Address:	467 Middletown-Lincroft Road		
City, State, Zip:	Lincroft	NJ	07738
Phone: (ext.)	732-842-4550	Fax:	732-842-4551
E-mail:	tony@hpgnj.com		

HOUSING AUTHORITY INFORMATIONAL QUESTIONNAIRE

Woodbridge Housing Authority (Name)

FISCAL YEAR: FROM:

10/1/2015

TO:

9/30/2016

Answer all questions below completely and attach additional information as required.

- 1) Provide the number of individuals employed in calendar year 2013 as reported on the Authority's Form W-3, Transmittal of Wage and Tax Statements: 49
- 2) Provide the amount of total salaries and wages for calendar year 2013 as reported on the Authority's Form W-3, Transmittal of Wage and Tax Statements: \$ 1,896,852
- 3) Provide the number of regular voting members of the governing body: 7
- 4) Provide the number of alternate voting members of the governing body: 0
- 5) Did any person listed on Page N-4 have a family or business relationship with any other person listed on Page N-4 during the current fiscal year? No If "yes," attach a description of the relationship including the names of the individuals involved and their positions at the Authority.
- 6) Did all individuals that were required to file a Financial Disclosure Statement for the current fiscal year because of their relationship with the Authority file the form as required? Yes If "no," provide a list of those individuals who failed to file a Financial Disclosure Statement and an explanation as to the reason for their failure to file.
- 7) Does the Authority have any amounts receivable from current or former commissioners, officers, key employees or highest compensated employees? No If "yes," attach a list of those individuals, their position, the amount receivable, and a description of the amount due to the Authority.
- 8) Was the Authority a party to a business transaction with one of the following parties:
 - a. A current or former commissioner, officer, key employee, or highest compensated employee? No
 - b. A family member of a current or former commissioner, officer, key employee, or highest compensated employee? No
 - c. An entity of which a current or former commissioner, officer, key employee, or highest compensated employee (or family member thereof) was an officer or direct or indirect owner? NoIf the answer to any of the above is "yes," attach a description of the transaction including the name of the commissioner, officer, key employee, or highest compensated employee (or family member thereof) of the Authority; the name of the entity and relationship to the individual or family member; the amount paid; and whether the transaction was subject to a competitive bid process.
- 9) Did the Authority during the most recent fiscal year pay premiums, directly or indirectly, on a personal benefit contract? A personal benefit contract is generally any life insurance, annuity, or endowment contract that benefits, directly or indirectly, the transferor, a member of the transferor's family, or any other person designated by the transferor. No If "yes," attach a description of the arrangement, the premiums paid, and indicate the beneficiary of the contract.
- 10) Explain the Authority's process for determining compensation for all persons listed on Page N-4. Include whether the Authority's process includes any of the following: 1) review and approval by the commissioners or a committee thereof; 2) study or survey of compensation data for comparable positions in similarly sized entities; 3) annual or periodic performance evaluation; 4) independent compensation consultant; and/or 5) written employment contract. Attach narrative. Review by Commissioners and HUD required comparability study.
- 11) Did the Authority pay for meals or catering during the current fiscal year? No If "yes," attach a detailed list of all meals and/or catering invoices for the current fiscal year and provide an explanation for each expenditure listed.
- 12) Did the Authority pay for travel expenses for any employee or individual listed on Page N-4? No If "yes," attach a detailed list of all travel expenses for the current fiscal year and provide an explanation for each expenditure listed.

HOUSING AUTHORITY INFORMATIONAL QUESTIONNAIRE (CONTINUED)

Woodbridge Housing Authority

(Name)

FISCAL YEAR: FROM:

10/1/2015

TO:

9/30/2016

- 13) Did the Authority provide any of the following to or for a person listed on Page N-4 or any other employee of the Authority:
- a. First class or charter travel No
 - b. Travel for companions No
 - c. Tax indemnification and gross-up payments No
 - d. Discretionary spending account No
 - e. Housing allowance or residence for personal use No
 - f. Payments for business use of personal residence No
 - g. Vehicle/auto allowance or vehicle for personal use Yes
 - h. Health or social club dues or initiation fees No
 - i. Personal services (i.e.: maid, chauffeur, chef) No
- If the answer to any of the above is "yes," attach a description of the transaction including the name and position of the individual and the amount expended.*
- 14) Did the Authority follow a written policy regarding payment or reimbursement for expenses incurred by employees and/or commissioners during the course of Authority business and does that policy require substantiation of expenses through receipts or invoices prior to reimbursement? Yes If "no," attach an explanation of the Authority's process for reimbursing employees and commissioners for expenses.
- 15) Did the Authority make any payments to current or former commissioners or employees for severance or termination? No If "yes," attach explanation including amount paid
- 16) Did the Authority make any payments to current or former commissioners or employees that were contingent upon the performance of the Authority or that were considered discretionary bonuses? No If "yes," attach explanation including amount paid.
- 17) Did the Authority comply with its Continuing Disclosure Agreements for all debt issuances outstanding by submitting its audited annual financial statements, annual operating data, and notice of material events to the Municipal Securities Rulemaking Board's Electronic Municipal Marketplace Access (EMMA) as required? N/A If "no," attach a description of the Authority's plan to ensure compliance with its Continuing Disclosure Agreements in the future.
- 18) Did the Authority receive any notices from the Department of Housing and Urban Development or any other entity regarding maintenance or repairs required to the Authority's facilities to bring them into compliance with current regulations and standards that it has not yet taken action to remediate? No If "yes," attach explanation as to why the Authority has not yet undertaken the required maintenance or repairs and describe the Authority's plan to address the conditions identified.
- 19) Did the Authority receive any notices of fines or assessments from the Department of Housing and Urban Development or any other entity due to noncompliance with current regulations? No If "yes," attach a description of the event or condition that resulted in the fine or assessment and indicate the amount of the fine or assessment.
- 20) Has the Authority been deemed "troubled" by the Department of Housing and Urban Development? No If "yes," attach an explanation of the reason the Authority was deemed "troubled" and describe the Authority's plan to address the conditions identified.

**AUTHORITY SCHEDULE OF COMMISSIONERS, OFFICERS, KEY EMPLOYEES,
HIGHEST COMPENSATED EMPLOYEES AND INDEPENDENT CONTRACTORS**
Woodbridge Housing Authority
(Name)

FISCAL YEAR: FROM:

10/1/2015

TO:

9/30/2016

Complete the attached table for all persons required to be listed per #1-4 below.

- 1) List all of the Authority's current commissioners and officers and amount of compensation from the Authority and any other public entities as defined below. Enter zero if no compensation was paid.
- 2) List all of the Authority's key employees and highest compensated employees other than a commissioner or officer as defined below and amount of compensation from the Authority and any other public entities.
- 3) List all of the Authority's former officers, key employees and highest compensated employees who received more than \$100,000 in reportable compensation from the Authority and any other public entities during the most recent fiscal year completed.
- 4) List all of the Authority's former commissioners who received more than \$10,000 in reportable compensation from the Authority and any other public entities during the most recent fiscal year completed.

Commissioner: A member of the governing body of the authority with voting rights. Include alternates for purposes of this schedule.

Officer: A person elected or appointed to manage the authority's daily operations at any time during the year, such as the chairperson, vice-chairperson, secretary, or treasurer. For the purposes of this schedule, treat the authority's top management official and top financial official as officers. A member of the governing body may be both a commissioner and an officer for the purposes of this schedule.

Key employee: An employee or independent contractor of the authority (other than a commissioner or officer) who meets both of the following criteria:

- a) The individual received reportable compensation from the authority and all other public entities in excess of \$150,000 for the most recent fiscal year completed; and
- b) The individual has responsibilities or influence over the authority as a whole or has power to control or determine 10% or more of the authority's capital expenditures or operating budget.

Highest compensated employee: One of the five highest compensated employees or independent contractors of the authority other than current commissioners, officers, or key employees whose aggregate reportable compensation from the authority and other public entities is greater than \$100,000 for the most recent fiscal year completed.

Compensation: All forms of cash and non-cash payments or benefits provided in exchange for services, including salaries and wages, bonuses, severance payments, deferred payments, retirement benefits, fringe benefits, and other financial arrangements or transactions such as personal vehicles, meals, housing, personal and family education benefits, below-market loans, payment of personal or family travel, entertainment, and personal use of the Authority's property. Compensation includes payments and other benefits provided to both employees and independent contractors in exchange for services.

Reportable compensation: The aggregate compensation that is reported (or is required to be reported) on Form W-2, box 1 or 5, whichever amount is greater, and/or Form 1099-MISC, box 7, for the most recent calendar year ended 60 days before the start of the proposed budget year. For example, for fiscal years ending December 31, 2015, the calendar year 2013 W-2 and 1099 should be used (60 days prior to start of budget year is November 1, 2014, with 2013 being the most recent calendar year ended), and for fiscal years ending June 30, 2016, the calendar year 2014 W-2 and 1099 should be used (60 days prior to start of budget year is May 1, 2015, with 2014 being the most recent calendar year ended).

Other Public Entity: Any municipality, county, local authority, fire district, or other government unit, regardless of whether it is related in any way to the Authority either by function or by physical location.

Authority Schedule of Commissioners, Officers, Key Employees, Highest Compensated Employees and Independent Contractors (Continued)

Woodbridge Housing Authority

For the Period October 1, 2015 to September 30, 2016

Reproducible Compensation from Authority (W-2/ 1099)

Name	Title	Average Hour per Week Dedicated to Position	Position			Base Salary/ Stipend	Bonus	Other (auto allowance, expense account, payment in lieu of health benefits, etc.)	Estimated amount of other compensation from the Authority (health benefits, pension, etc.)	Total Compensation from Authority	Names of Other Public Entities where Individual is an Employee or Member of the Governing Body	Positions held at Other Public Entities Listed in Column D	Average Hours per Week Dedicated to Positions at Other Public Entities Listed in Column D	Reproducible Compensation from Other Public Entities (W-2/ 1099)	Estimated amount of other compensation from Other Public Entities (health benefits, pension, payment in lieu of health benefits, etc.)	Total Compensation All Public Entities
			Commissioner	Officer	Key Employee											
1 GREGG FICARRA	CHAIRPERSON		X					none	\$	Woodbridge Township	Councilperson		9115	\$	9,115	
2 GREGG FICARRA	CHAIRPERSON		X					none		NJPERS	Retiree		75409		75,409	
3 JOHN KENNY	VICE CHAIR		X					none		Woodbridge Fire District	Fire Commissioner		5057		5,057	
4 ELIZABETH RUDDOWSKI	COMMISSIONER		X					none								
5 MARK BARBEE	COMMISSIONER		X					none								
6 PEDRO ROSARIO	COMMISSIONER		X					none								
7 KETAN SHAH	COMMISSIONER		X					none								
8 TERRI BRIANTE	COMMISSIONER		X					none								
9 DONNA BRIGHTMAN	EXEC. DIR.			X		171,769	4,800	none	176,569						176,569	
10 KATH DITOMASSO	Finance Director			X		89,127		none	89,127						89,127	
11																
12																
13																
14																
15																
Total:									\$ 269,896	\$ 4,800	\$ 265,696	\$ 149,129	\$ 414,825			

Enter the total number of employees/ independent contractors who received more than \$100,000 in total reproducible compensation for the most recent fiscal year completed.

Schedule of Health Benefits - Detailed Cost Analysis

Woodbridge Housing Authority

For the Period October 1, 2015 to September 30, 2016

	# of Covered Members (Medical & Rx) Proposed Budget		Annual Cost Estimate per Employee Proposed Budget		Total Cost Estimate Proposed Budget	# of Covered Members (Medical & Rx) Current Year	Annual Cost per Employee Current Year	Total Current Year Cost	\$ Increase (Decrease)	% Increase (Decrease)
	Budget	Estimate	Budget	Estimate						
Active Employees - Health Benefits - Annual Cost										
Single Coverage	5	\$ 13,992	\$ 69,960	5	\$ 13,926	\$ 66,630	\$ 3,330	5.0%		
Parent & Child	10	21,333	213,330	10	20,318	203,180	10,150	5.0%		
Employee & Spouse (or Partner)	5	24,922	124,610	5	23,734	118,670	5,940	5.0%		
Family	10	33,712	337,120	10	32,106	321,060	16,060	5.0%		
Employee Cost Sharing Contribution (enter as negative -)			(81,709)			(77,818)	(3,891)	5.0%		
Subtotal	30		663,311	30		631,722	31,589	5.0%		
Commissioners - Health Benefits - Annual Cost										
Single Coverage								#DIV/0!		
Parent & Child								#DIV/0!		
Employee & Spouse (or Partner)								#DIV/0!		
Family								#DIV/0!		
Employee Cost Sharing Contribution (enter as negative -)								#DIV/0!		
Subtotal	0			0				#DIV/0!		
Retirees - Health Benefits - Annual Cost										
Single Coverage	1	6,194	6,194	1	5,899	5,899	295	5.0%		
Parent & Child	0	9,800	-	0	9,240	-	-	#DIV/0!		
Employee & Spouse (or Partner)	2	26,321	52,642	2	25,068	50,136	2,506	5.0%		
Family	1	25,807	25,807	1	24,578	24,578	1,229	5.0%		
Employee Cost Sharing Contribution (enter as negative -)								#DIV/0!		
Subtotal	4		84,643	4		80,613	4,030	5.0%		
GRAND TOTAL	34		\$ 747,954	34		\$ 712,335	\$ 35,619	5.0%		

Is medical coverage provided by the SHBP (Yes or No)?
 Is prescription drug coverage provided by the SHBP (Yes or No)?

2015 HOUSING AUTHORITY BUDGET

Financial Schedules Section

2015 Budget Summary

Woodbridge Housing Authority to September 30, 2016
 For the Period October 1, 2015

	Proposed Budget			Current Year		% Increase (Decrease) Proposed vs. Current Year
	Public Housing Management	Section 8	Housing Voucher	Other Programs	Total All Operations	
REVENUES						
Total Operating Revenues	\$ 5,169,156	\$ -	\$ 5,255,000	\$ 178,375	\$ 10,539,787	\$ 62,744 0.6%
Total Non-Operating Revenues	9,270	-	27,280	51,875	76,205	12,220 16.0%
Total Anticipated Revenues	5,178,426	-	5,282,280	230,250	10,615,992	74,964 0.7%
APPROPRIATIONS						
Total Administration	1,594,620	-	515,960	162,070	2,232,204	40,446 1.8%
Total Cost of Providing Services	3,638,190	-	4,815,000	68,180	8,345,320	176,050 2.1%
Net Principal Payments on Debt Service in Lieu of Depreciation	5,232,810	-	5,330,960	230,250	10,577,524	216,496 2.0%
Net Interest Payments on Debt	-	-	-	-	-	#DIV/0!
Total Other Non-Operating Appropriations	-	-	-	-	-	#DIV/0!
Total Non-Operating Appropriations	-	-	-	-	-	#DIV/0!
Accumulated Deficit	-	-	-	-	-	#DIV/0!
Total Appropriations and Accumulated Deficit	5,232,810	-	5,330,960	230,250	10,577,524	216,496 2.0%
Less: Total Unrestricted Net Position Utilized	54,384	-	48,680	-	-	103,064 #DIV/0!
Net Total Appropriations	5,178,426	-	5,282,280	230,250	10,577,524	113,432 1.1%
ANTICIPATED SURPLUS (DEFICIT)	\$ -	\$ -	\$ -	\$ -	\$ 38,468	\$ (38,468) -100.0%

2015 Revenue Schedule

Woodbridge Housing Authority

For the Period October 1, 2015 to September 30, 2016

	<i>Proposed Budget</i>				<i>Total All Operations</i>	<i>Current Year Adopted Budget Total All Operations</i>	<i>\$ Increase (Decrease) Proposed vs. Current Year</i>	<i>% Increase (Decrease) Proposed vs. Current Year</i>
	<i>Public Housing Management</i>	<i>Section 8</i>	<i>Housing Voucher</i>	<i>Other Programs</i>			<i>All Operations</i>	<i>All Operations</i>
OPERATING REVENUES								
<i>Rental Fees</i>								
Homebuyers' Monthly Payments				\$ -	\$ -	\$ -	#DIV/0!	
Dwelling Rental	2,384,500			2,384,500	2,360,880	23,620	1.0%	
Excess Utilities	71,720			71,720	74,410	(2,690)	-3.6%	
Non-Dwelling Rental				-	-	-	#DIV/0!	
HUD Operating Subsidy	2,064,746			2,064,746	2,004,902	59,844	3.0%	
New Construction - Acc Section 8				-	-	-	#DIV/0!	
Voucher - Acc Housing Voucher				5,180,000	5,180,000	2,100	0.0%	
Total Rental Fees	4,520,966			5,180,000	9,700,966	82,874	0.9%	
<i>Other Operating Revenues (List)</i>								
Other Revenue 1-LATE CHGS.\PRORAT.	648,190		75,000	178,375	901,565	921,695	(20,130)	-2.2%
Other Revenue 2 TENANT PAYMENTS				-	-	-	#DIV/0!	
Other Revenue 3				-	-	-	#DIV/0!	
Other Revenue 4				-	-	-	#DIV/0!	
Total Other Revenue	648,190		75,000	178,375	901,565	(20,130)	-2.2%	
Total Operating Revenues	5,169,156		5,255,000	178,375	10,602,531	10,539,787	62,744	0.6%
NON-OPERATING REVENUES								
<i>Grants & Entitlements (List)</i>								
Grant #1 HUD FSS GRANT			22,280	22,280	22,280	-	0.0%	
Grant #2 NJ CONG. GRANT				51,875	51,875	39,655	12,220	30.8%
Grant #3				-	-	-	#DIV/0!	
Grant #4				-	-	-	#DIV/0!	
Total Grants & Entitlements			22,280	51,875	74,155	61,935	12,220	19.7%
<i>Local Subsidies & Donations (List)</i>								
Local Subsidy #1				-	-	-	#DIV/0!	
Local Subsidy #2				-	-	-	#DIV/0!	
Local Subsidy #3				-	-	-	#DIV/0!	
Local Subsidy #4				-	-	-	#DIV/0!	
Total Local Subsidies & Donations				-	-	-	#DIV/0!	
<i>Interest on Investments & Deposits</i>								
Investments	9,270		5,000	14,270	14,270	-	0.0%	
Security Deposits				-	-	-	#DIV/0!	
Penalties				-	-	-	#DIV/0!	
Other Investments				-	-	-	#DIV/0!	
Total Interest	9,270		5,000	14,270	14,270	-	0.0%	
<i>Other Non-Operating Revenues (List)</i>								
Other Non-Operating #1				-	-	-	#DIV/0!	
Other Non-Operating #2				-	-	-	#DIV/0!	
Other Non-Operating #3				-	-	-	#DIV/0!	
Other Non-Operating #4				-	-	-	#DIV/0!	
Total Non-Operating Revenues				-	-	-	#DIV/0!	
TOTAL ANTICIPATED REVENUES	\$ 5,178,426	\$ -	\$ 5,282,280	\$ 230,250	\$ 10,690,956	\$ 10,615,992	\$ 74,964	0.7%

2014 Revenue Schedule

Woodbridge Housing Authority

For the Period October 1, 2015 to September 30, 2016

Current Year Adopted Budget

	Public Housing Management	Section 8	Housing Voucher	Other Programs	Total All Operations
OPERATING REVENUES					
<i>Rental Fees</i>					
Homebuyers' Monthly Payments					\$ -
Dwelling Rental	2,360,880				2,360,880
Excess Utilities	74,410				74,410
Non-Dwelling Rental					-
HUD Operating Subsidy	2,004,902				2,004,902
New Construction - Acc Section 8					-
Voucher - Acc Housing Voucher			5,177,900		5,177,900
Total Rental Fees	4,440,192	-	5,177,900	-	9,618,092
<i>Other Operating Revenues (List)</i>					
Other Revenue 1-LATE CHGS.\PRO.	687,070		75,000	159,625	921,695
Other Revenue 2					-
Other Revenue 3					-
Other Revenue 4					-
Total Other Revenue	687,070	-	75,000	159,625	921,695
Total Operating Revenues	5,127,262	-	5,252,900	159,625	10,539,787
NON-OPERATING REVENUES					
<i>Grants & Entitlements (List)</i>					
Grant #1 HUD FSS GRANT			22,280		22,280
Grant #2 NJ CONG. PROGRAM				39,655	39,655
Grant #3					-
Grant #4					-
Total Grants & Entitlements	-	-	22,280	39,655	61,935
<i>Local Subsidies & Donations (List)</i>					
Local Subsidy #1					-
Local Subsidy #2					-
Local Subsidy #3					-
Local Subsidy #4					-
Total Local Subsidies & Donations	-	-	-	-	-
<i>Interest on Investments & Deposits</i>					
Investments	9,270		5,000		14,270
Security Deposits					-
Penalties					-
Other Investments					-
Total Interest	9,270	-	5,000	-	14,270
<i>Other Non-Operating Revenues (List)</i>					
a					-
Other Non-Operating #2					-
Other Non-Operating #3					-
Other Non-Operating #4					-
Other Non-Operating Revenues	-	-	-	-	-
Total Non-Operating Revenues	9,270	-	27,280	39,655	76,205
TOTAL ANTICIPATED REVENUES	\$ 5,136,532	\$ -	\$ 5,280,180	\$ 199,280	\$ 10,615,992

2015 Appropriations Schedule

Woodbridge Housing Authority

For the Period October 1, 2015 to September 30, 2016

	Proposed Budget				Total All Operations	Current Year Adopted Budget Operations	Proposed vs. Current Year	All Operations	Proposed vs. Current Year	% Increase (Decrease)	% Increase (Decrease)
	Public Housing Management	Section 8	Housing Voucher	Other Programs							
OPERATING APPROPRIATIONS											
<i>Administration</i>											
Salary & Wages	\$ 783,120		\$ 210,560	\$ 147,340	\$ 1,141,020	\$ 1,112,910	\$ 28,110		2.5%		
Fringe Benefits	607,750		140,000	14,730	762,480	752,100	10,380		1.4%		
Legal	45,250		4,750		50,000	50,000	-		0.0%		
Staff Training	8,250		2,750		11,000	11,000	-		0.0%		
Travel	9,750		2,750		12,500	12,500	-		0.0%		
Accounting Fees	27,000		9,000		36,000	34,000	2,000		5.9%		
Auditing Fees	9,000		3,500		12,500	12,500	-		-		
Miscellaneous Administration*	104,500		142,650		247,150	247,194	(44)		0.0%		
Total Administration	1,594,620		515,960	162,070	2,272,650	2,232,204	40,446		1.8%		
<i>Cost of Providing Services</i>											
Salary & Wages - Tenant Services				56,980	56,980	53,090	3,890		7.3%		
Salary & Wages - Maintenance & Operation	441,510			5,000	446,510	448,630	(2,120)		-0.5%		
Salary & Wages - Protective Services									#DIV/0!		
Salary & Wages - Utility Labor	147,170				147,170	151,220	(4,050)		-2.7%		
Fringe Benefits	458,470			6,200	464,670	459,350	5,320		1.2%		
Tenant Services	20,000				20,000	20,000	-		0.0%		
Utilities	1,289,060				1,289,060	1,162,030	127,030		10.9%		
Maintenance & Operation	602,500				602,500	572,500	30,000		5.2%		
Protective Services									#DIV/0!		
Insurance	195,000		15,000		210,000	185,000	25,000		13.5%		
Payment in Lieu of Taxes (PILOT)	102,000				102,000	112,210	(10,210)		-9.1%		
Terminal Leave Payments									#DIV/0!		
Collection Losses	10,000				10,000	10,000	-		0.0%		
Other General Expense	372,480				372,480	359,890	12,590		3.5%		
Rents			4,800,000		4,800,000	4,811,400	(11,400)		-0.2%		
Extraordinary Maintenance									#DIV/0!		
Replacement of Non-Expendible Equipment									#DIV/0!		
Property Betterment/Additions									#DIV/0!		
Miscellaneous COPS*									#DIV/0!		
Total Cost of Providing Services	3,638,190		4,815,000	68,180	8,521,370	8,345,320	176,050		2.1%		
Net Principal Payments on Debt Service in Lieu of Depreciation									#DIV/0!		
Total Operating Appropriations	5,232,810		5,330,960	230,250	10,794,020	10,577,524	216,496		2.0%		
NON-OPERATING APPROPRIATIONS											
Net Interest Payments on Debt									#DIV/0!		
Operations & Maintenance Reserve									#DIV/0!		
Renewal & Replacement Reserve									#DIV/0!		
Municipality/County Appropriation									#DIV/0!		
Other Reserves									#DIV/0!		
Total Non-Operating Appropriations									#DIV/0!		
TOTAL APPROPRIATIONS	5,232,810		5,330,960	230,250	10,794,020	10,577,524	216,496		2.0%		
ACCUMULATED DEFICIT											
TOTAL APPROPRIATIONS & ACCUMULATED DEFICIT	5,232,810		5,330,960	230,250	10,794,020	10,577,524	216,496		2.0%		
UNRESTRICTED NET POSITION UTILIZED											
Municipality/County Appropriation									#DIV/0!		
Other	54,384		48,680		103,064	41,274	61,790		149.7%		
Total Unrestricted Net Position Utilized	54,384		48,680		103,064	41,274	61,790		149.7%		
TOTAL NET APPROPRIATIONS	\$ 5,178,426		\$ 5,282,280	\$ 230,250	\$ 10,690,956	\$ 10,536,250	\$ 154,706		1.5%		

* Miscellaneous line items may not exceed 5% of total operating appropriations shown below. If amount in miscellaneous is greater than the amount shown below, then the line item must be itemized above.

5% of Total Operating Appropriations \$ 261,640.50 \$ - \$ 266,548.00 \$ 11,512.50 \$ 539,701.00

2014 Appropriations Schedule

Woodbridge Housing Authority
For the Period October 1, 2015 to September 30, 2016

	<i>Current Year Adopted Budget</i>				Total All Operations
	Public Housing Management	Section 8	Housing Voucher	Other Programs	
OPERATING APPROPRIATIONS					
<i>Administration</i>					
Salary & Wages	\$ 774,780		\$ 197,110	\$ 141,020	\$ 1,112,910
Fringe Benefits	599,890		135,000	17,210	752,100
Legal	45,250		4,750		50,000
Staff Training	8,250		2,750		11,000
Travel	9,750		2,750		12,500
Accounting Fees	25,500		8,500		34,000
Auditing Fees	9,000		3,500		12,500
Miscellaneous Administration*	104,500		142,694		247,194
Total Administration	1,576,920	-	497,054	158,230	2,232,204
<i>Cost of Providing Services</i>					
Salary & Wages - Tenant Services	17,040			36,050	53,090
Salary & Wages - Maintenance & Operation	443,630			5,000	448,630
Salary & Wages - Protective Services	-				-
Salary & Wages - Utility Labor	151,220				151,220
Fringe Benefits	459,350				459,350
Tenant Services	20,000				20,000
Utilities	1,162,030				1,162,030
Maintenance & Operation	572,500				572,500
Protective Services	-				-
Insurance	172,000		13,000		185,000
Payment in Lieu of Taxes (PILOT)	112,210				112,210
Terminal Leave Payments	-				-
Collection Losses	10,000				10,000
Other General Expense	359,890				359,890
Rents			4,811,400		4,811,400
Extraordinary Maintenance	-				-
Replacement of Non-Expendible Equipment	-				-
Property Betterment/Additions	-				-
Miscellaneous COPS*	-				-
Total Cost of Providing Services	3,479,870	-	4,824,400	41,050	8,345,320
Net Principal Payments on Debt Service in Lieu of Depreciation					-
Total Operating Appropriations	5,056,790	-	5,321,454	199,280	10,577,524
NON-OPERATING APPROPRIATIONS					
Net Interest Payments on Debt					-
Operations & Maintenance Reserve					-
Renewal & Replacement Reserve					-
Municipality/County Appropriation					-
Other Reserves					-
Total Non-Operating Appropriations	-	-	-	-	-
TOTAL APPROPRIATIONS	5,056,790	-	5,321,454	199,280	10,577,524
ACCUMULATED DEFICIT					
TOTAL APPROPRIATIONS & ACCUMULATED DEFICIT	5,056,790	-	5,321,454	199,280	10,577,524
UNRESTRICTED NET POSITION UTILIZED					
Municipality/County Appropriation	-	-	-	-	-
Other	-	-	-	-	-
Total Unrestricted Net Position Utilized	-	-	-	-	-
TOTAL NET APPROPRIATIONS	\$ 5,056,790	\$ -	\$ 5,321,454	\$ 199,280	\$ 10,577,524

* Miscellaneous line items may not exceed 5% of total operating appropriations shown below. If amount in miscellaneous is greater than the amount shown below, then the line item must be itemized above.

5% of Total Operating Appropriations \$ 252,839.50 \$ - \$ 266,072.70 \$ 9,964.00 \$ 528,876.20

5 Year Debt Service Schedule - Principal

Woodbridge Housing Authority

	<i>Fiscal Year Beginning in</i>						Total Principal Outstanding		
	Current Year (2014)	2015	2016	2017	2018	2019		2020	Thereafter
Debt Issuance #1									
Debt Issuance #2									
Debt Issuance #3									
Debt Issuance #4									
TOTAL PRINCIPAL	\$ -	\$ -	\$ -	\$ -	\$ -	\$ -	\$ -	\$ -	\$ -
LESS: HUD SUBSIDY									
NET PRINCIPAL	\$ -	\$ -	\$ -	\$ -	\$ -	\$ -	\$ -	\$ -	\$ -

Indicate the Authority's most recent bond rating and the year of the rating by ratings service.

Moody's			
Fitch			
Standard & Poors			
Bond Rating			
Year of Last Rating			

5 Year Debt Service Schedule - Interest

Woodbridge Housing Authority

	<i>Fiscal Year Beginning in</i>					Thereafter	Total Interest Payments Outstanding
	2015	2016	2017	2018	2019		
Debt Issuance #1	\$ -						\$ -
Debt Issuance #2							
Debt Issuance #3							
Debt Issuance #4							
TOTAL INTEREST							
LESS: HUD SUBSIDY	\$ -	\$ -	\$ -	\$ -	\$ -	\$ -	\$ -
NET INTEREST	\$ -	\$ -	\$ -	\$ -	\$ -	\$ -	\$ -

2015 Net Position Reconciliation

Woodbridge Housing Authority

For the Period October 1, 2015

to September 30, 2016

	<i>Proposed Budget</i>
TOTAL NET POSITION BEGINNING OF CURRENT YEAR (1)	
Less: Invested in Capital Assets, Net of Related Debt (1)	\$ 21,192,478
Less: Restricted for Debt Service Reserve (1)	17,344,026
Less: Other Restricted Net Position (1)	-
Total Unrestricted Net Position (1)	201,653
Less: Designated for Non-Operating Improvements & Repairs	-
Less: Designated for Rate Stabilization	-
Less: Other Designated by Resolution	-
Plus: Accrued Unfunded Pension Liability (1)	-
Plus: Accrued Unfunded Other Post-Employment Benefit Liability (1)	-
Plus: Estimated Income (Loss) on Current Year Operations (2)	38,468
Plus: Other Adjustments (attach schedule)	-
UNRESTRICTED NET POSITION AVAILABLE FOR USE IN PROPOSED BUDGET	3,685,267
Unrestricted Net Position Utilized to Balance Proposed Budget	103,064
Unrestricted Net Position Utilized in Proposed Capital Budget	-
Appropriation to Municipality/County (3)	-
Total Unrestricted Net Position Utilized in Proposed Budget	103,064
PROJECTED UNRESTRICTED UNDESIGNATED NET POSITION AT END OF YEAR (4)	\$ 3,582,203

(1) Total of all operations for this line item must agree to audited financial statements.

(2) Include budgeted and unbudgeted use of unrestricted net position in the current year's operations.

(3) Amount may not exceed 5% of total operating appropriations. See calculation below.

Maximum Allowable Appropriation to Municipality/County \$ 261,641

(4) If Authority is projecting a deficit for any operation at the end of the budget period, the Authority must attach a statement explaining its plan to reduce the deficit, including the timeline for elimination of the deficit, if not already detailed in the budget narrative section.

2015
Woodbridge
Housing Authority

(Name)

HOUSING
AUTHORITY
CAPITAL
BUDGET/
PROGRAM

2015 CERTIFICATION OF HOUSING AUTHORITY CAPITAL BUDGET/PROGRAM


Woodbridge Housing Authority
(Name)

FISCAL YEAR: FROM: 10/1/2015 TO: 9/30/2016

It is hereby certified that the Housing Authority Capital Budget/Program annexed hereto is a true copy of the Capital Budget/Program approved, pursuant to N.J.A.C. 5:31-2.2, along with the Annual Budget, by the governing body of the Woodbridge Housing Authority, on the 25 day of June, 2015.

OR

It is hereby certified that the governing body of the Housing Authority have elected **NOT** to adopt a Capital Budget /Program for the aforesaid fiscal year, pursuant to N.J.A.C. 5:31-2.2 for the following reason(s):

Officer's Signature:			
Name:	Donna Brightman		
Title:	Executive Director		
Address:	20 Bunns Lane, South Amboy, NJ 07095		
Phone Number:	732-634-2750	Fax Number:	732-634-8421
E-mail address	<u>donnabrightman@hotmail.com</u>		

2015 CAPITAL BUDGET/PROGRAM MESSAGE

Woodbridge Housing Authority (Name)

FISCAL
YEAR:

FROM:10/1/2015

TO:9/30/2016

This section is included in the Capital Budget pursuant to N.J.A.C. 5:31-2. It does not in itself confer any authorization to raise or expend funds. Rather, it is a document used as part of the Housing Authority's planning and management system. Specific authorization to spend funds for purposes described in this section must be granted elsewhere, by a separate financing agreement, security agreement, by resolution appropriating funds from the Renewal and Replacement Reserve, or other lawful means.

1. Has the Capital Budget/Program been prepared in consultation with or reviewed by, the local and county planning board(s), governing body(ies), or other affected governmental entity(ies) of the jurisdiction(s) served by the Housing Authority?

Yes

2. Has each capital project/project financing been developed from a specific plan or report and have the full life cycle costs of each been calculated?

Yes

3. Has the Housing Authority prepared a long-term (10-20 years) infrastructure needs assessment?

No

4. Are any of the capital projects/project financings being undertaken in a community that has a State Plan designated center? If so, please describe the relationship of same to the center's goals and objectives.

No

5. Describe the impact on the schedule of rents and/or user charges if the proposed capital projects are undertaken. Indicate the impact on current and future year's schedules.

No impact rents set by HUD formula

6. Have the projects been reviewed and approved by HUD?

Yes

Add additional sheets if necessary.

2015 Proposed Capital Budget

Woodbridge Housing Authority
 For the Period October 1, 2015 to September 30, 2016

	Estimated Total Cost	Funding Sources				
		Unrestricted Net Position Utilized	Renewal & Replacement Reserve	Debt Authorization	Capital Grants	Other Sources
OPERATIONS	\$ 100,000				\$ 100,000	
MANAGEMENT IMPROVEMENTS	8,000				8,000	
ADMINISTRATION	80,000				80,000	
A/E FEES	30,000				30,000	
SITE IMPROVEMENTS	50,000				50,000	
DWELLING STRUCTURES	195,000				195,000	
EQPT. PURCHASES	25,000				25,000	
TOTAL PROPOSED CAPITAL BUDGET	\$ 488,000	\$ -	\$ -	\$ -	\$ 488,000	\$ -

Enter brief description of up to seven projects above. For more than seven budgeted projects, please attach additional schedules. Input total amount of all projects on single line and enter "See Attached Schedule" instead of project description.

5 Year Capital Improvement Plan

Woodbridge Housing Authority

For the Period October 1, 2015 to September 30, 2016

Fiscal Year Beginning in

Estimated Total Cost	Current Year Proposed Budget	Fiscal Year Beginning in				
		2016	2017	2018	2019	2020
\$ 600,000	\$ 100,000	\$ 100,000	\$ 100,000	\$ 100,000	\$ 100,000	\$ 100,000
48,000	8,000	8,000	8,000	8,000	8,000	8,000
480,000	80,000	80,000	80,000	80,000	80,000	80,000
180,000	30,000	30,000	30,000	30,000	30,000	30,000
300,000	50,000	50,000	50,000	50,000	50,000	50,000
1,170,000	195,000	195,000	195,000	195,000	195,000	195,000
150,000	25,000	25,000	25,000	25,000	25,000	25,000
TOTAL	\$ 488,000	\$ 488,000	\$ 488,000	\$ 488,000	\$ 488,000	\$ 488,000

Project descriptions entered on Page CB-3 will carry forward to Pages CB-4 and CB-5. No need to re-enter project descriptions above.

5 Year Capital Improvement Plan Funding Sources

Woodbridge Housing Authority
 For the Period October 1, 2015 to September 30, 2016

	Estimated Total Cost	Funding Sources			
		Unrestricted Net Position Utilized	Renewal & Replacement Reserve	Debt Authorization	Capital Grants Other Sources
OPERATIONS	\$ 600,000				\$ 600,000
MANAGEMENT IMPROVEMENT	48,000				48,000
ADMINISTRATION	480,000				480,000
A/E FEES	180,000				180,000
SITE IMPROVEMENTS	300,000				300,000
DWELLING STRUCTURES	1,170,000				1,170,000
EQPT. PURCHASES	150,000				150,000
TOTAL	\$ 2,928,000	\$ -	\$ -	\$ -	\$ 2,928,000
Total 5 Year Plan per CB-4	\$ 2,928,000				
Balance check					-

- If amount is other than zero, verify that projects listed above match projects listed on CB-4.

Project descriptions entered on Page CB-3 will carry forward to Pages CB-4 and CB-5. No need to re-enter project descriptions above.

RESOLUTION #2734

**TOWNSHIP OF WOODBRIDGE HOUSING AUTHORITY BUDGET RESOLUTION
FOR FISCAL YEAR OCTOBER 1, 2015 TO SEPTEMBER 30, 2016**

(STATE BUDGET including Capital Budget)

WHEREAS, the Annual Budget and Capital Budget for the Housing Authority of the Township of Woodbridge, New Jersey, for the fiscal year period beginning October 1, 2015 and ending September 30, 2016 has been presented to the Board of Commissioners of the Housing Authority of the Township of Woodbridge at its open public meeting of June 25, 2015; and

WHEREAS, the Annual Budget as introduced reflects Total Revenues of \$10,690,956, Total Appropriations including any Accumulated Deficit if any, of \$10,794,020 and Total Unrestricted Net Position utilized of \$103,064; and

WHEREAS, the Capital Budget as introduced reflects Total Capital Appropriations of \$488,000 and Total Unrestricted Net Position planned to be utilized as funding thereof of \$ 0; and

WHEREAS, the schedule of rents, fees and other charges in effect will produce sufficient revenues, together with all other anticipated revenues to satisfy all obligations to the holders of bonds of the Authority, to meet operating expenses, capital outlays, debt service requirements, and to provide for such reserves, all as may be required by law, regulation or terms of contracts and agreements; and

WHEREAS, the Capital Budget/Program, pursuant to N.J.A.C. 5:31-2, does not confer any authorization to raise or expend funds; rather it is a document to be used as part of the said Authority's planning and management objectives. Specific authorization to expend funds for the purposes described in this section of the budget, must be granted elsewhere; by bond resolution, by a project financing agreement, by resolution appropriating funds from the Renewal and Replacement Reserve or other means provided by law.

NOW, THEREFORE, BE IT RESOLVED, by the Board of Commissioners of the Housing Authority of the Township of Woodbridge, at an open public meeting being held on June 25, 2015, that the Annual Budget, including all related schedules, and the Capital Budget/Program of the Housing Authority for the fiscal year beginning October 1, 2015 and ending September 30, 2016, is hereby approved; and

BE IT FURTHER RESOLVED, that the anticipated revenues as reflected in the Annual Budget are of a sufficient amount to meet all proposed expenditures/expenses and all covenants, terms and provisions as stipulated in the Housing Authority's outstanding debt obligations, capital lease arrangements, service contracts, and other pledged agreements, and

BE IT FURTHER RESOLVED, that the Board of Commissioners of the Housing Authority of the Township of Woodbridge will consider the Annual Budget and Capital Budget/Program for adoption on September 10, 2015.

Motion to adopt Resolution #2734 moved by Commissioner Shah and seconded by Commissioner Briante and upon roll call, the vote was as follows:

Roll Call:	Barbee Briante Kenny Rosario Rudowski Shah Ficarra
AYES:	Briante Kenny Rudowski Shah Ficarra
NAYS:	None
Abstain:	None
Absent:	Barbee Rosario

I hereby certify that the above Resolution #2734 is a true and exact copy of the Resolution adopted by the Board of Commissioners of the Housing Authority of the Township of Woodbridge at their Special Meeting of June 25, 2015.



Donna F. Brightman, Secretary